



---

DAM-TC16- WIFI  
V1.1



2015 12



---

	.....	1
	.....	1
	.....	1
	.....	1
	.....	1
	.....	2
	.....	3
1	.....	3
2	.....	3
	.....	3
	ID .....	3
1	.....	3
	.....	4
	.....	4
1	> .....	



- DC7-30V
- 
- WIFI
- IP    192.168.10.1
- WIFI        JY\_\*\* \*\*
- 2400,4800,9600,19200,38400
- modbus RTU/TCP
- 
- 24   AD
- 
- 16   K
- 5
- 2400,4800,9600,19200,38400

	modbus	RS232	RS485	USB	Wi Fi	
JY-TC16-Wi Fi						8

默认 WIFI 名称	JY_** (**代表随机数字字母组合)
默认 IP	192.168.10.1
	DC7-30V
	1       LED
	-260    1370
	± 1
	180*94*41mm
	300g
	9600, n, 8, 1
	2400,4800,9600,19200,38400
	Labvi ewd

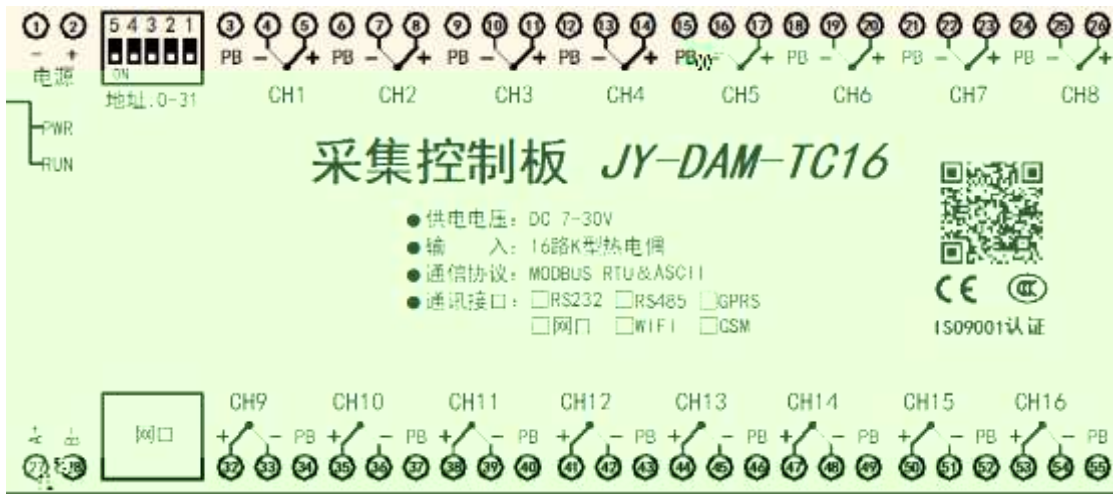
Internet  
60001

ems.jydtu.com






1



2

K

= \*0.1



WIFI 12345678 IP 192.168.10.1 WIFI JY\_\*\*\*\*  
WIFI

<http://www.juyingele.com.cn/software/clp/> WIFI .rar

**ID**

DAM ID ID

1

ID





1	4	3x0001	
2		3x0002	
3		3x0003	
4		3x0004	
5		3x0005	
6		3x0006	
7		3x0007	
8		3x0008	
9		3x0009	
10		3x0010	
11		3x0011	
12		3x0012	
13		3x0013	
14		3x0014	
15		3x0015	
16		3x0016	
		4x1001	0 0-5 RS485 RS232
		4x1002	
		4x1003	= +
		4x1004	
		4x1005	


### 3

254

254

RS232      1   1  
485  
"                      DAM                      "





modbus

modbus

1

1

00001

#### 4

1	FE 04 00 00 00 01 25 C5
	FE 04 02 00 00 AD 24
2	FE 04 00 01 00 01 74 05
3	FE 04 00 02 00 01 84 05
4	FE 04 00 03 00 01 D5 C5
5	FE 04 00 04 00 01 64 04
6	FE 04 00 05 00 01 35 C4
7	FE 04 00 06 00 01 C5 C4
8	FE 04 00 07 00 01 94 04
9	FE 04 00 08 00 01 A4 07
10	FE 04 00 09 00 01 F5 C7
11	FE 04 00 0A 00 01 05 C7
12	FE 04 00 0B 00 01 54 07
13	FE 04 00 0C 00 01 E5 C6
14	FE 04 00 0D 00 01 B4 06
15	FE 04 00 0E 00 01 44 06
16	FE 04 00 0F 00 01 15 C6
1~16	FE 04 00 00 00 10 E5 C9





# 5

## 5.1

= \*0.1

FE040000000125C5

FE040000000125C5		
FE		
04	04	
00 00		
00 01		
25 C5	CRC16	

FE 04 02 00 00 AD 24

FE 04 02 00 00 AD 24			
FE			
04	04		0x82
02			$1+(n-1)/8$
00(TH) 00(TL)	AD	TH	TL
AD 24	CRC16		

4008128121 010-82899827/1-803

00 4008128121