



---

	.....	1
1	.....	1
2	.....	1
3	.....	1
4	.....	1
	.....	1
	.....	3
1	RS485 .....	3
2	4-20mA/0-10V .....	3
	.....	4
1	RS485 .....	4
2	.....	4
	.....	5
1	.....	5
2	Modbus .....	5
3	.....	6
4	.....	7
	.....	8
1	.....	8
2	.....	8
3	.....	8
	.....	10
1	.....	10
2	.....	10
	.....	11
	.....	11
	.....	12

---

1

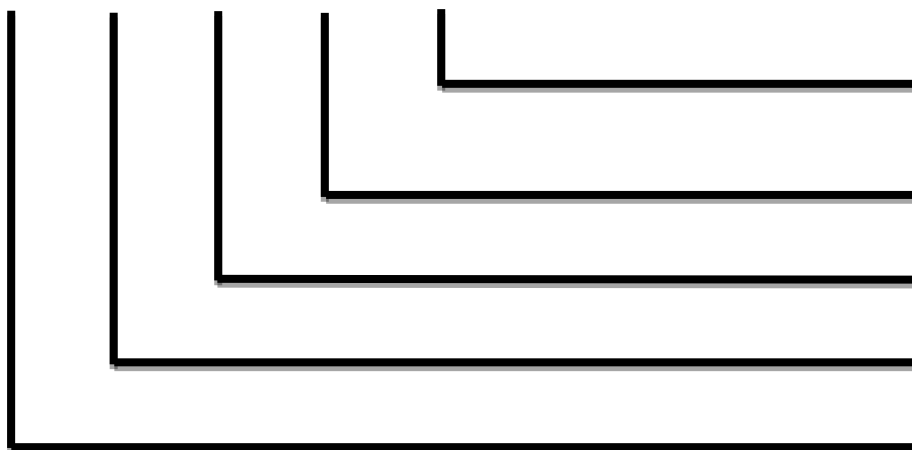
2

- DC7-30V
- RS485
- 
- LED

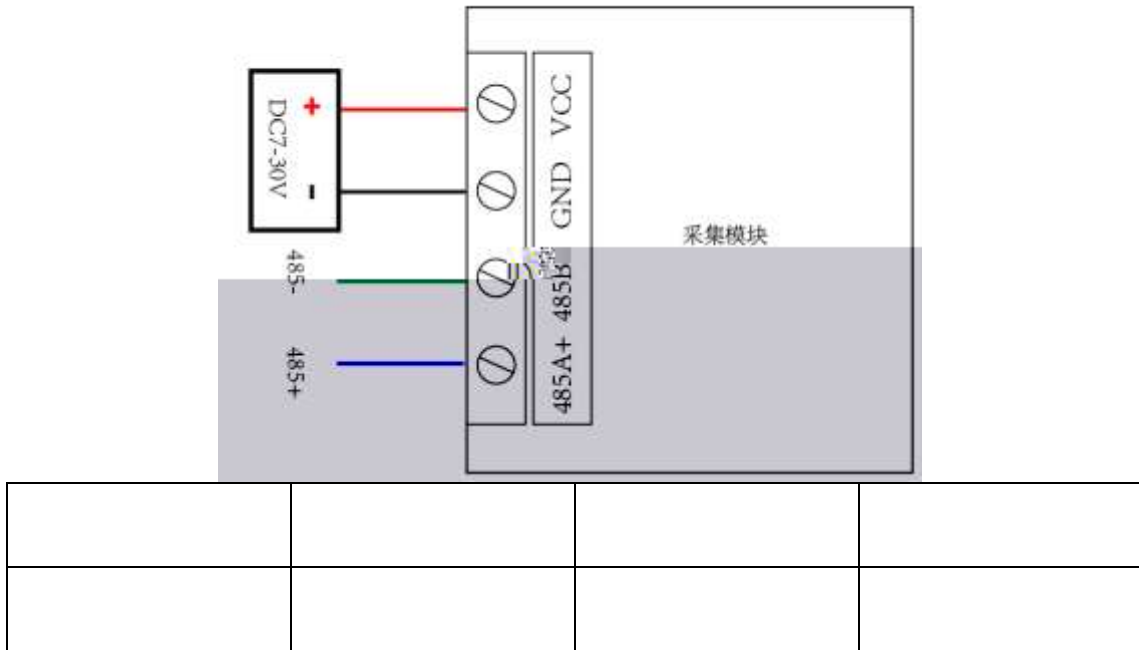
3

- 10~1000ppm( )
- RS485
- Modbus RTU
- 4-20mA 0-10V
- 0-255
- 2400,4800,9600,19200,38400,115200( 9600)

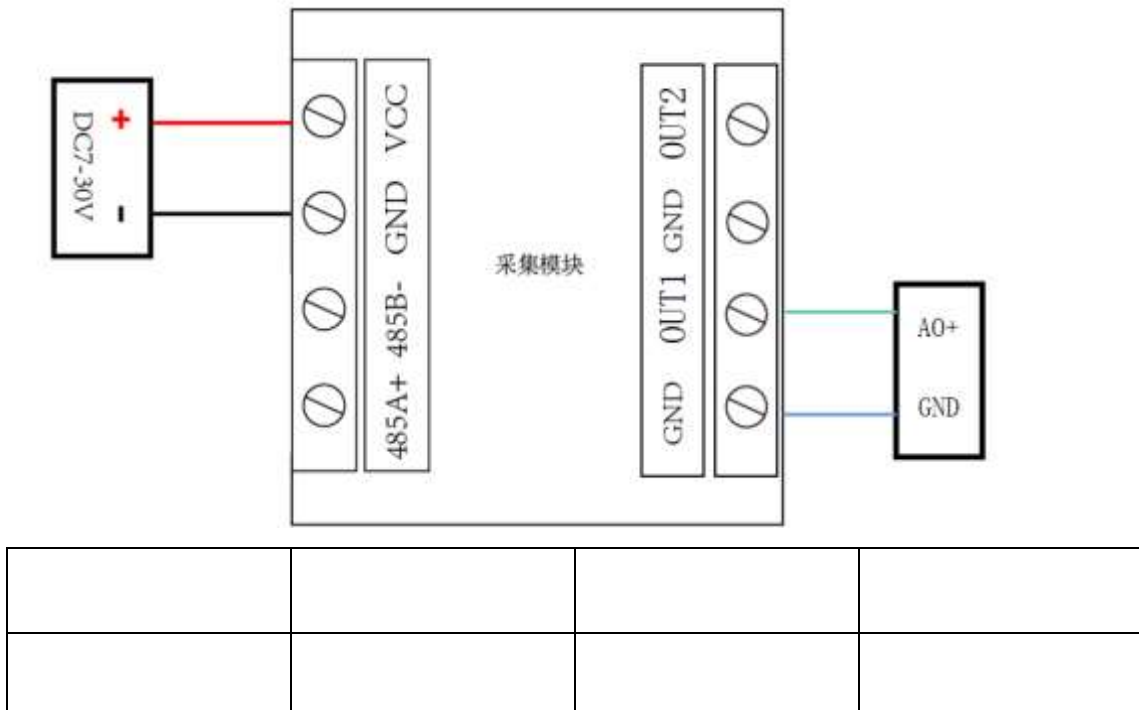
4



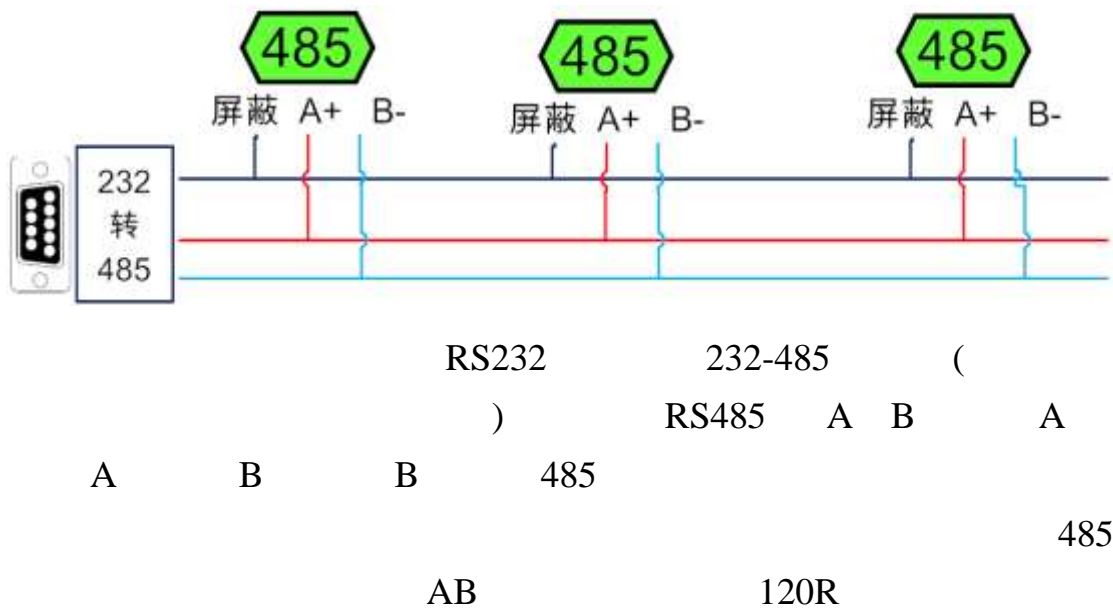

## 1 RS485



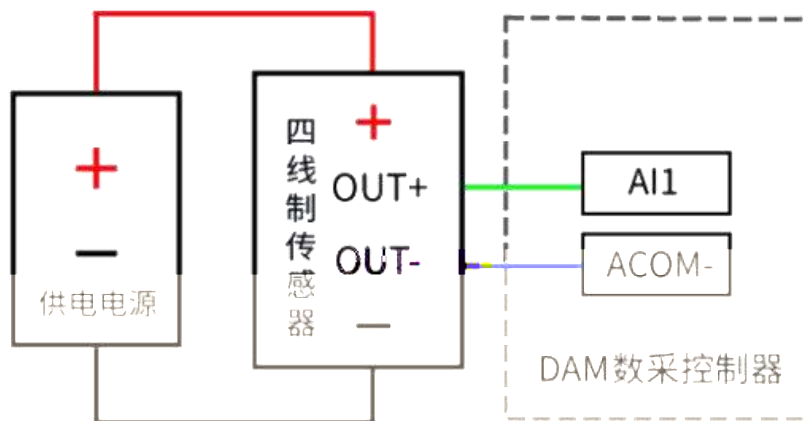
## 2 4-20mA/0-10V



## 1 RS485



## 2



# 1

modbus  
MODBUS

Modbus

<http://www.juyingele.com.cn/software/software/Modbus%20POLL>

.rar

## 2 Modbus

	04	0	uint16_t
	03	300	020B 523ppm
	06	1000	0
		1002	= +

Modbus

PLC

---



---

1 1000





## 4

=

*FE 04 00 00 00 01 25 C5*

FE		
04	04	
00 00		
00 01		
25 C5	CRC16	

*FE 04 02 02 0B ED 83*

FE		
04	04	0x82
02		$1+(n-1)/8$
02 0B	AD	=0x020B = 523ppm
ED 83	CRC16	

*FE 06 03 EA 00 02 3D B4*

FE		
06	06	
03 EA		
00 02		
3D B4	CRC16	

*FE 06 03 EA 00 02 3D B4*

FE		
06	06	
03 EA		
00 02		
3D B4	CRC16	

1

<http://www.juyingele.com.cn/software/software/> DAM

.rar

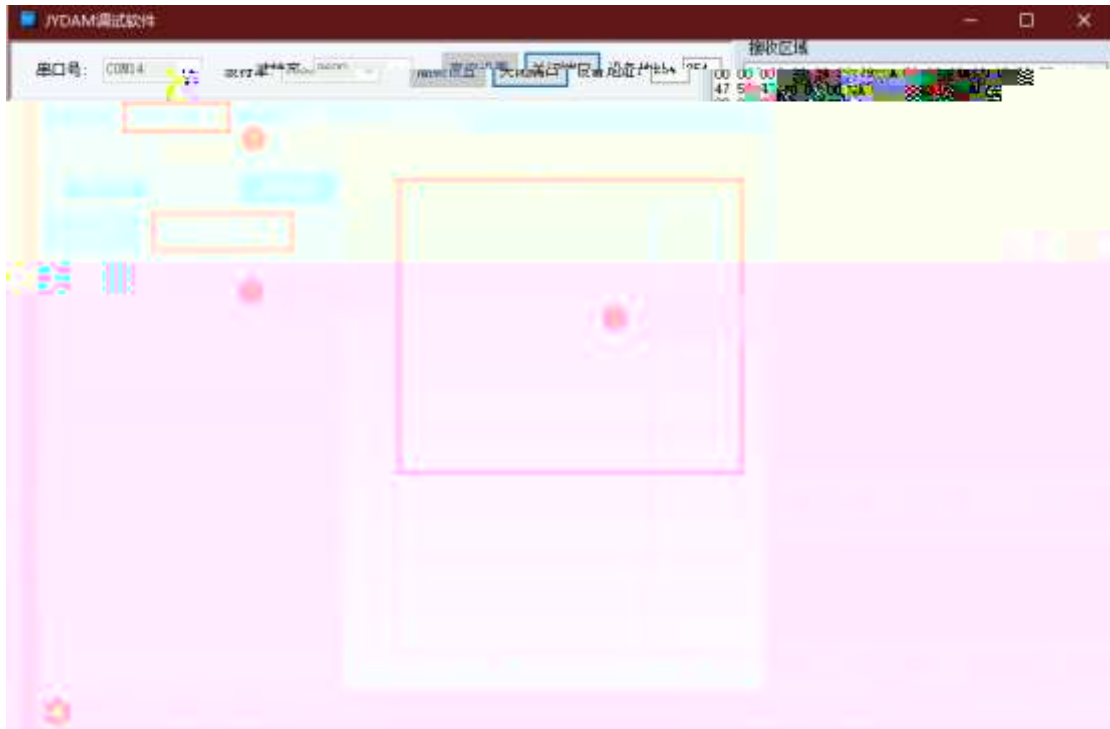
2

JYDAM



9600

3



# 1

## 1.1

DAM = 1 254 0

## 1.2

254

## 1.3

JYDAM

# 2





